


























# SAFETY

## Learn about sounds

1. Colour in the pictures that rhyme in each row

 tree	 snow	 pie	 bee	 candy
 cat	 bib	 hat	 hen	 bat
 wig	 star	 fox	 pig	 ox
 top	 frog	 hop	 dog	 sun
 rug	 bug	 net	 mug	 log

**2. Fill in O or A to complete the following words**

a. H\_\_t

b. M\_\_p

c. C\_\_p

d. Sl\_\_w

e. C\_\_t

f. C\_\_r

g. B\_\_ll

**3. Match the following words to the correct picture.**

Car

Bicycle

Train

Bus



4. Do you know the train song?



Let's sing it together.

**THE TRAINS ON THE TRACK.**

The trains on the track go

shuffle and shake,

shuffle and shake,

shuffle and shake.

The trains on the track

go shuffle and shake all day long.



5. Create your own song using a car.

